



## H2020 - Marie Skłodowska-Curie Actions (MSCA)

Country fact sheet: **Tunisia (TN)**

Last refresh date: 10/03/20

### H2020 Key facts and figures (2014-2020)

Number of TN researchers funded by MSCA:	<b>158</b>
EU budget awarded to TN organisations (EUR million):	<b>2,02</b>
Number of TN organisations in MSCA:	<b>12</b>

In detail, the number of the organisation participations and the budget awarded to them, as well as the number of researcher mobilities involving these organisations:

Action	Number of Participations of TN organisations*		EU contribution (in EUR million) to TN organisations	Number Of Projects	TN researchers involved	Researchers going to TN organisations
COFUND	1	(1)	N/A	1	7	0
IF	N/A	(-)	N/A	N/A	4	0
ITN	2	(2)	N/A	2	26	0
NIGHT	N/A	(-)	N/A	N/A	N/A	0
RISE	15	(3)	2,02	11	121	37
<b>Total:</b>	<b>18</b>	<b>(6)**</b>	<b>2,02</b>	<b>14</b>	<b>158</b>	<b>37</b>

\* Number of Participations is the number of participations by organisations i.e. the total number of times that organisations in this country have participated in each action.

\*\*In brackets - partner organisations (included in the total number).

### Ranking (among AC):

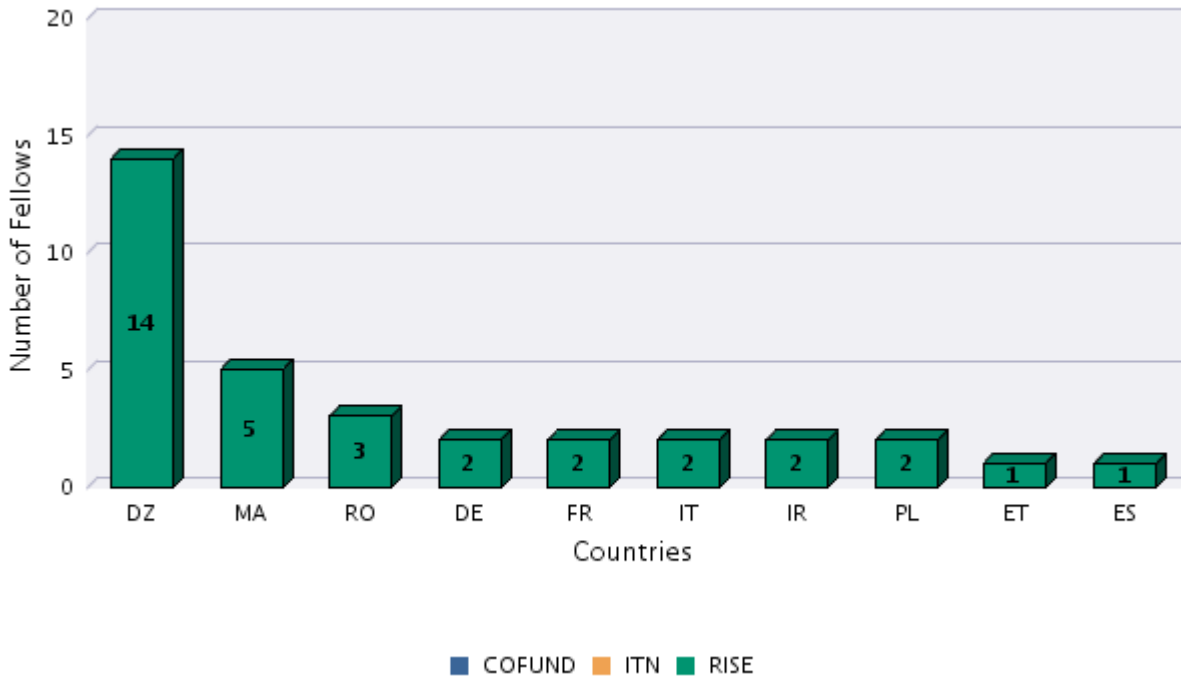
Success\_Rate rate of TN applicants\* : **21,95 %** AC average: **12,31 %**

Place	Ranking	TN		AC
10	No of applicants	97	0,58 %	16 837
8	EU contribution share (EUR million)	2,02	0,57 %	356,08
8	No of Participations of TN organisations	18	1,02 %	1 758

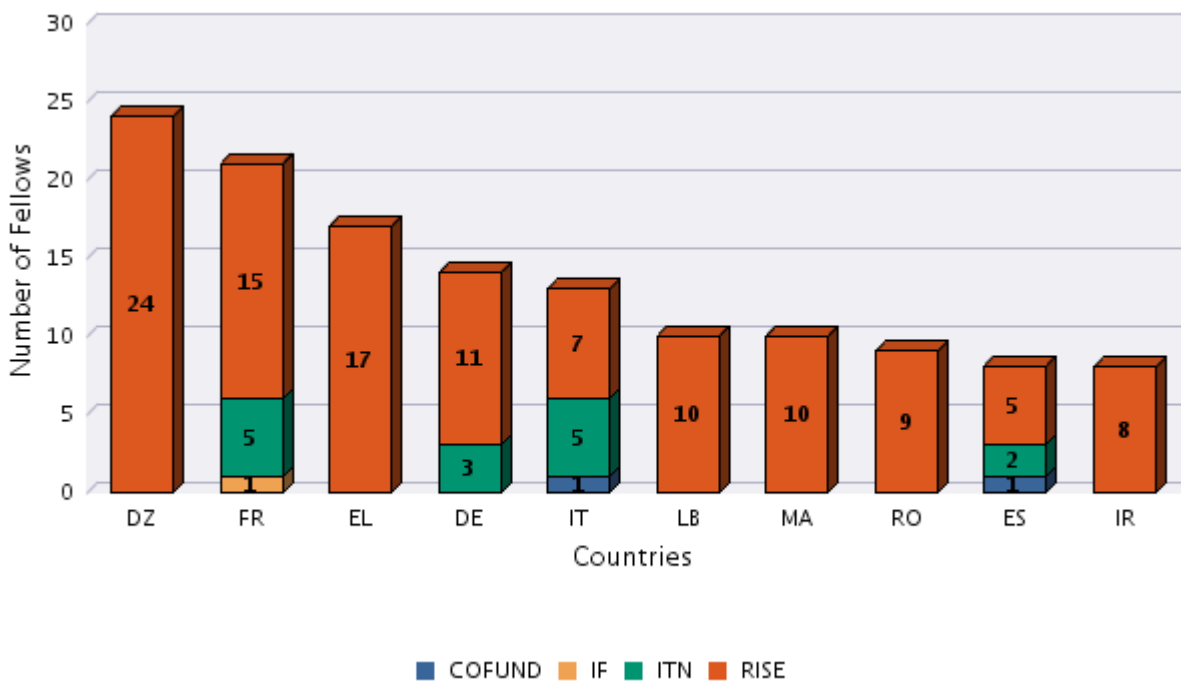
\* Success rate is determined by dividing the number of successful organisation participations to the number of eligible applying organisations.

#### Mobility patterns: fellowships

Fellows going to TN, grouped by their nationality (top 10 nationalities)



TN fellows (nationals) grouped by country of destination (top 10 countries)

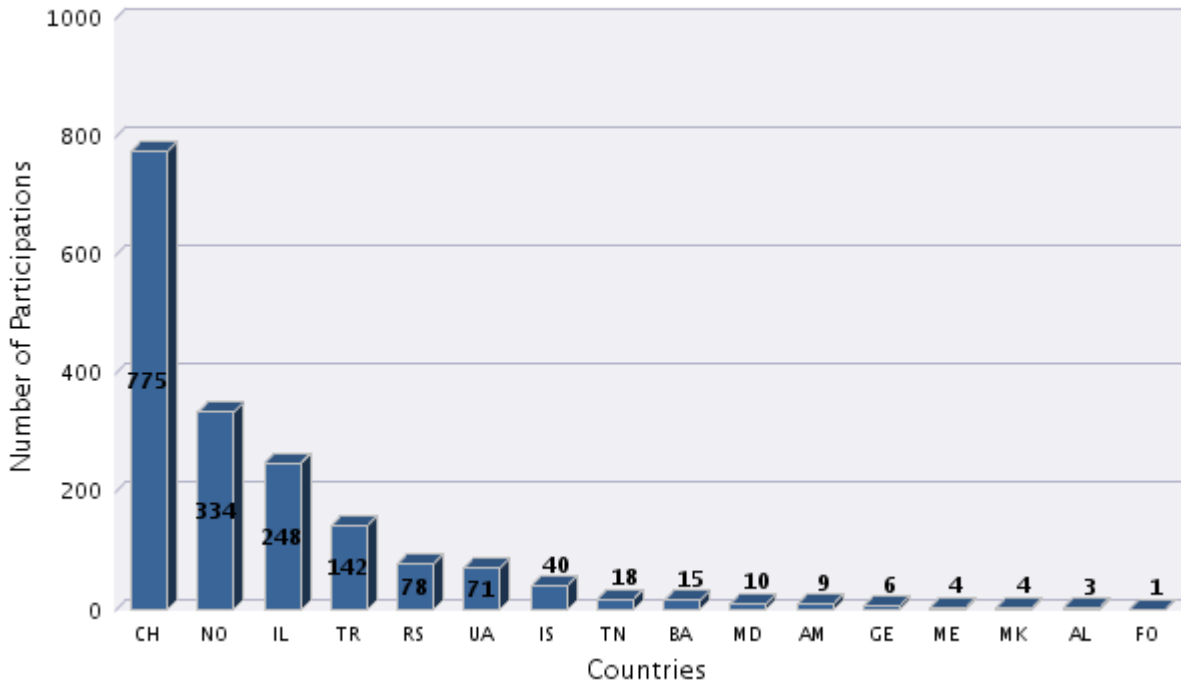


## H2020 - Marie Skłodowska-Curie Actions (MSCA)

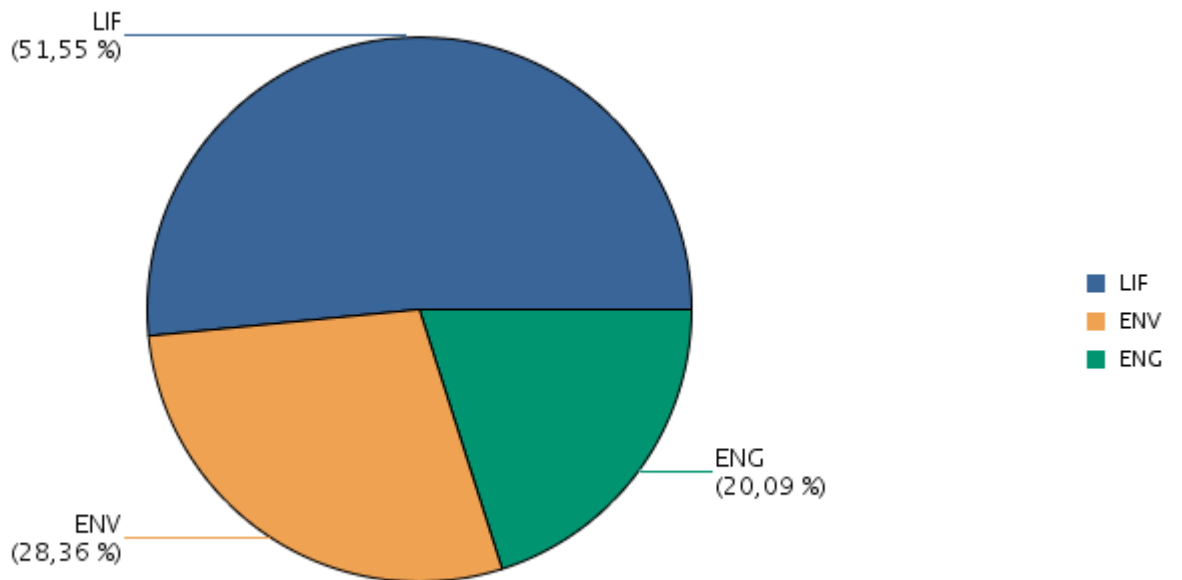
Country fact sheet: **Tunisia (TN)**

Last refresh date: 10/03/20

### Number of participations of AC organisations



### Financial distribution by scientific panel (TN)

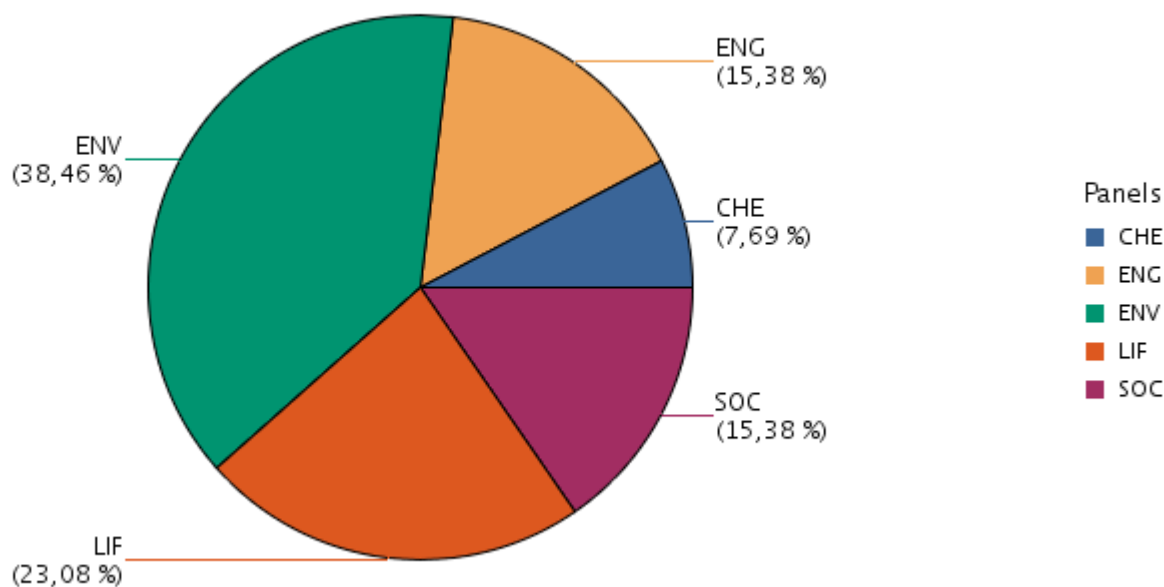


## H2020 - Marie Skłodowska-Curie Actions (MSCA)

Country fact sheet: **Tunisia (TN)**

Last refresh date: 10/03/20

### Project distribution by scientific panel (TN)



### Gender of TN researchers involved in MSCA actions

Scientific Panel	Female	Male
Total (AC)	48 %	52 %
Total (TN)	57 %	43 %
CHE	80 %	20 %
COFUND - DP	75 %	25 %
COFUND - FP	67 %	33 %
ECO	0 %	100 %
ENG	52 %	48 %
ENV	64 %	36 %
LIF	52 %	48 %
MAT	N/A	N/A
PHY	100 %	0 %
SOC	50 %	50 %



## H2020 - Marie Skłodowska-Curie Actions (MSCA)

### Country fact sheet: **Tunisia (TN)**

Last refresh date: 10/03/20

#### Top collaborative links with TN\*

Country	Number of Collaborations
CH - Switzerland	787
NO - Norway	325
IL - Israel	241
TR - Turkey	142
RS - Serbia	77

\* A collaborative link is assumed to exist between each pair of participants in each contract. The number of collaborative links created by a project is calculated in the following way: When there are m participants from one country and p from another country in a project, the number of collaborative links created between the two countries as a result of the project is assumed to be m\*p.

#### Participating TN organisations by type of organisation

	Total	% Total	% Average AC
Academic	13	72,22 %	71,44 %
Non-Academic	5	27,78 %	28,56 %
• Private for Profit	3	16,67 %	24,00 %
• SMEs	1	5,56 %	10,01 %

#### Top TN participating organisations in terms of EU contribution (in EUR million)

Name	EU Contribution
INSTITUT PASTEUR DE TUNIS	1,08
CARTHAGE UNIVERSITY	0,26
CENTRE DE BIOTECHNOLOGIE A LA TECHNOPOLE DE BORJ CEDRIA	0,17
CENTRE DE BIOTECHNOLOGIE DE SFAX - CBS	0,17
LES LABORATOIRES MEDIS	0,16



## H2020 - Marie Skłodowska-Curie Actions (MSCA)

Country fact sheet: **Tunisia (TN)**

Last refresh date: 10/03/20

### Top TN participating organisations in terms of number of participations

Name	Number of participations
INSTITUT PASTEUR DE TUNIS	6
CENTRE DE BIOTECHNOLOGIE DE SFAX - CBS	2
CENTRE DE BIOTECHNOLOGIE A LA TECHNOPOLE DE BORJ CEDRIA	1
Institut National des Sciences et Technologies de la Mer	1
CARTHAGE UNIVERSITY	1

### Top TN private for profit entities participations

Name	Number of participations
WIKI START-UP	1
LES LABORATOIRES MEDIS	1
Tunisian Dolphin Project	1



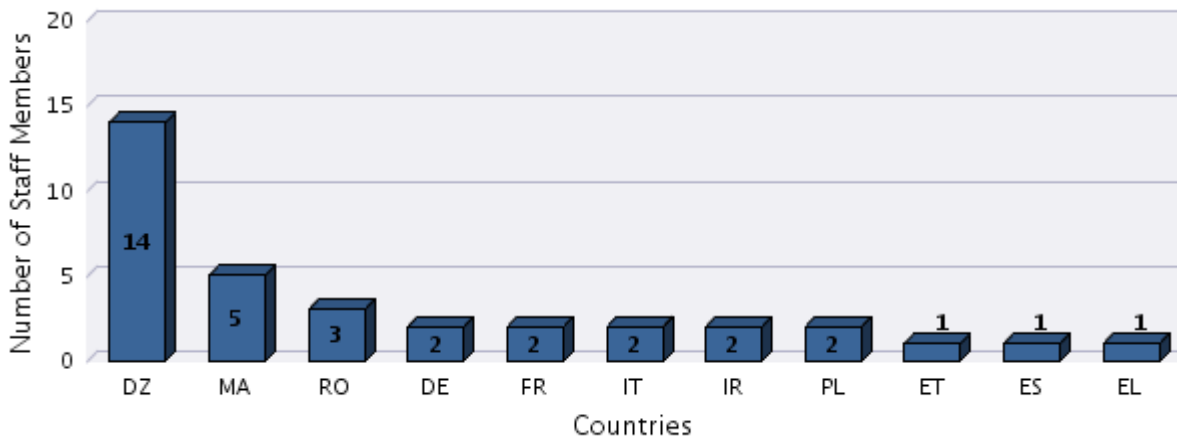
## H2020 - Marie Skłodowska-Curie Actions (MSCA)

Country fact sheet: **Tunisia (TN)**

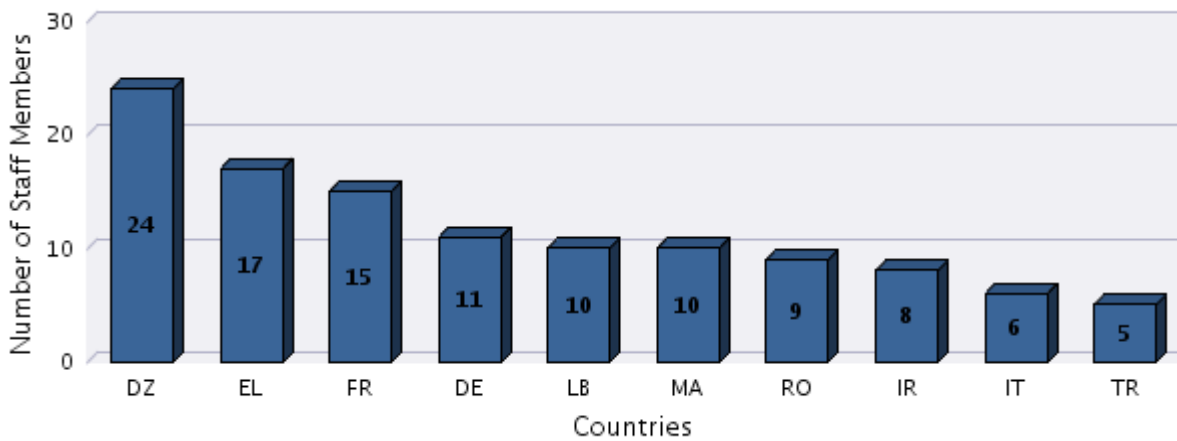
Last refresh date: 10/03/20

### Research and Innovation Staff Exchange (RISE) mobility pattern

Staff members going to TN, grouped by the sending organisation country (top 10 countries)



Staff members sent by TN, grouped by the host organisation country (top 10 countries)



### **List of the AC group country codes and their respective name**

---

Country Code	Country Name
AL	Albania
AM	Armenia
BA	Bosnia and Herzegovina
CH	Switzerland
FO	Faroe Islands
GE	Georgia
IL	Israel
IS	Iceland
MD	Moldova (Republic of)
ME	Montenegro
MK	North Macedonia
NO	Norway
RS	Serbia
TN	Tunisia
TR	Turkey
UA	Ukraine